


RR Series

A-AAA Ransome Rolls 5 Ton to 20 Ton



Koike Aronson, Inc./Ransome Turning Rolls are engineered and built for the most effective positioning of long cylindrical work pieces. Tanks, pressure vessels, and pipe are all well suited for industrial applications utilizing Turning Rolls. Long awkward objects may be adapted to these Positioners with the use of false rings.

Offering the widest range of styles and capacities in the world, with many options available to customize your application, Koike Aronson, Inc./Ransome Turning Rolls ensure continuous production with dependable performance. Given Koike Aronson, Inc./Ransome's commitment to engineering excellence, you can be assured of the highest quality features designed to meet your needs for high performance Turning Rolls.

**Constant centerline, steel wheels,
tachometers, foot controls, and special
engineered designs available.**

Features

- Rubber or Steel Wheels
- NEMA 12 Electricals
- Wide diameter range capability
- Low voltage hand control pendants
- 50:1 Variable speed drives
- AC brake motors



**Standard hand pendant
provided with all models**



**Optional foot switch
controls available**

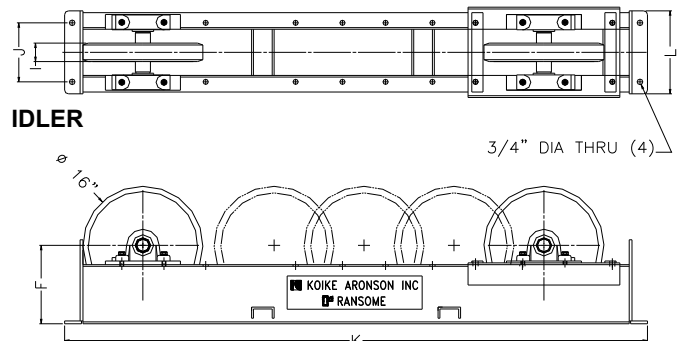
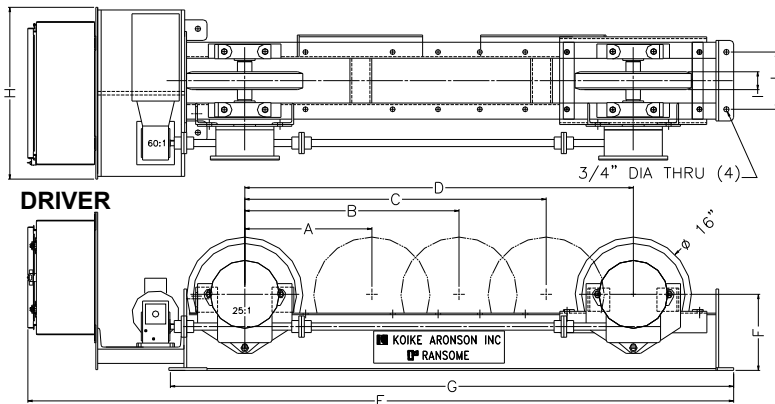
Specifications

A-AAA Ransome Design Rolls

MODEL	MODEL A	MODEL AA	MODEL AAA
Capacity Per Unit	5,000 lb (2.5 ton)	10,000 lb (5 ton)	20,000 lb (10 ton)
Capacity Driver / 1 Idler	10,000 lb (5 ton)	20,000 lb (10 ton)	40,000 lb (20 ton)
Capacity Driver / 2 Idler	15,000 lb (7.5 ton)	30,000 lb (15 ton)	60,000 lb (30 ton)
Std. Dia. Range	5" - 12'	5" - 12'	5" - 12'
Speed Range, IPM	58 - 1.16 1/2 Hp	58 - 1.16 3/4 Hp	60 - 1.2 1-1/2 Hp
Tractive Pull	1,250 lb	1,900 lb	3,500 lb
Wheel Diameter	16"	16"	16"
Dim 'A' Center Distance Diameter Range	17 1/2" 5" - 28" Dia. Range	17 1/2" 5" - 28" Dia. Range	17 1/2" 5" - 28" Dia. Range
Dim 'B' Center Distance Diameter Range	29 1/2" 28" - 60" Dia. Range	29 1/2" 28" - 60" Dia. Range	29 1/2" 28" - 60" Dia. Range
Dim 'C' Center Distance Diameter Range	41 1/2" 60" - 92" Dia. Range	41 1/2" 60" - 92" Dia. Range	41 1/2" 60" - 92" Dia. Range
Dim 'D' Center Distance Diameter Range	53 1/2" 92" - 144" Dia Range	53 1/2" 92" - 144" Dia Range	53 1/2" 92" - 144" Dia Range
Dim E	95 7/8"	98 3/4"	100 5/16"
Dim F	10 5/8"	10 5/8"	11 3/4"
Dim G	77 3/16"	77 3/4"	74 1/2"
Dim H	24"	24"	29"
Dim I (Wheel Width) # of tires / axle(s)	2 1/2" 1	5" 2	10" 4
Dim J	8"	8"	15 1/8"
Dim K	77 3/4"	77 3/4"	78"
Dim L	12 1/4"	12 1/4"	18 5/8"
Approx. Weight Driver	700 lb	730 lb	1,250 lb
Approx. Weight Idler	416 lb	375 lb	751 lb



All dimensions are for reference only and subject to change without notice.



 Koike Aronson Inc.

P.O. Box 307, Arcade, New York 14009
Phone (585) 492-2400 Fax (585) 457-3517

www.koike.com

RR Series

B-E Ransome Rolls 30 Ton to 120 Ton



Koike Aronson, Inc. / Ransome Turning Rolls are engineered and built for the most effective positioning of long cylindrical work pieces. Tanks, pressure vessels, and pipe are all well suited for industrial applications utilizing Turning Rolls. Long awkward objects may be adapted to these Positioners with the use of false rings.

Offering the widest range of styles and capacities in the world, with many options available to customize your application, Koike Aronson, Inc. / Ransome Turning Rolls ensure continuous production with dependable performance. Given Koike Aronson, Inc. / Ransome's commitment to engineering excellence you can be assured of the highest quality features designed to meet your needs for high performance Turning Rolls.

Constant Centerline, Steel wheels, Tachometers, foot controls and special engineered designs available.

Features

- Rubber or Steel Wheels
- NEMA 12 Electricals
- Wide diameter range capability
- Low voltage hand control pendants
- 50:1 Variable speed drives
- AC brake motors



Standard hand pendant provided with all models



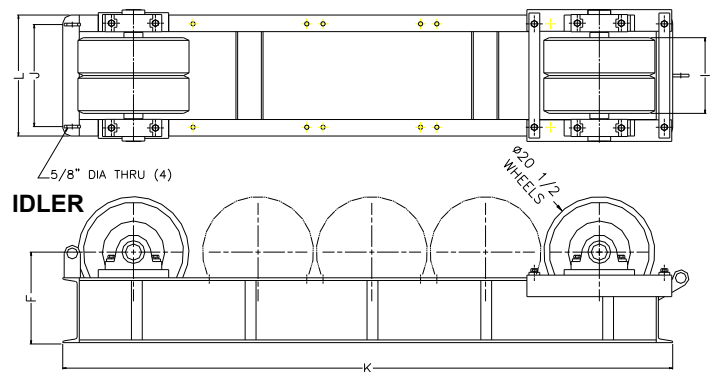
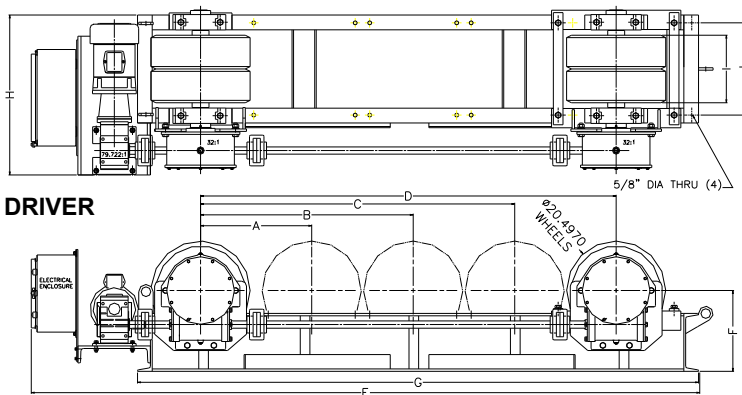
Optional foot switch controls available

Specifications

B-E Ransome Design Rolls

MODEL	MODEL B	MODEL B-OD	MODEL C	MODEL D	MODEL E
Capacity Per Unit	30,000 lb (15 ton)	40,000 lb (20 ton)	60,000 lb (30 ton)	90,000 lb (45 ton)	120,000 lb (60 ton)
Capacity Driver /1 Idler	60,000 lb (30 ton)	80,000 lb (40 ton)	120,000 lb (60 ton)	180,000 lb (90 ton)	240,000 lb (120 ton)
Capacity Driver /2 Idler	90,000 lb (45 ton)	120,000 lb (60 ton)	180,000 lb (90 ton)	270,000 lb (135 ton)	360,000 lb (180 ton)
Std. Dia. Range	7" - 20"	7" - 20"	7" - 20"	7" - 20"	7" - 20"
Speed Range, IPM	43 - 0.86 1.74 Hp	43 - 0.86 1.74 Hp	43 - 0.86 2.4 Hp	42 - 0.84 3 Hp	36 - 0.72 5 Hp
Tractive Pull	6,000 lb	6,000 lb	8,000 lb	11,000 lb	18,000 lb
Wheel Diameter	20 1/2"	20 1/2"	20 1/2"	20 1/2"	20 1/2"
Dim 'A' Center Distance Diameter Range	23" 7" - 40" Dia. Range	23" 7" - 40" Dia. Range	23" 7" - 40" Dia. Range	23" 7" - 40" Dia. Range	23" 7" - 40" Dia. Range
Dim 'B' Center Distance Diameter Range	44" 40" - 96" Dia. Range	44" 40" - 96" Dia. Range	44" 40" - 96" Dia. Range	44" 40" - 96" Dia. Range	44" 40" - 96" Dia. Range
Dim 'C' Center Distance Diameter Range	65" 70" - 150" Dia. Range	65" 70" - 150" Dia. Range	65" 70" - 150" Dia. Range	65" 70" - 150" Dia. Range	65" 70" - 150" Dia. Range
Dim 'D' Center Distance Diameter Range	86" 140" - 240" Dia Range	86" 140" - 240" Dia Range	86" 140" - 240" Dia Range	86" 140" - 240" Dia Range	86" 140" - 240" Dia Range
Dim E	138"	138"	138"	141 1/4"	159 1/16"
Dim F	16 3/4"	16 3/4"	16 3/4"	16 3/4"	16 3/4"
Dim G	115 7/8"	115 7/8"	116 1/8"	116 1/8"	126 1/16"
Dim H	28 3/4"	28 3/4"	28 3/4"	42"	51 3/4"
Dim I (Wheel Width) # of tires / Axle(s)	7" 1	7" + (2) 5/8" O.L. Disc 1	14" 2	21" 3	28" 4
Dim J	13 5/8"	13 5/8"	19 1/8"	27 3/4"	36 1/2"
Dim K	115 7/8"	115 7/8"	116 1/8"	116 1/8"	126 3/4"
Dim L	17"	17"	24 3/8"	31 1/4"	36 1/8"
Approx. Weight Driver	1,412 lb	1,612 lb	2,200 lb	3,300 lb	4,682 lb
Approx. Weight Idler	1,122 lb	1,322 lb	1,435 lb	1,958 lb	2,910 lb

All dimensions are for reference only and subject to change without notice.



 Koike Aronson Inc.

P.O. Box 307, Arcade, New York 14009
 Phone (585) 492-2400 Fax (585) 457-3517
www.koike.com